




Oral Health by the Numbers



www.nashp.org

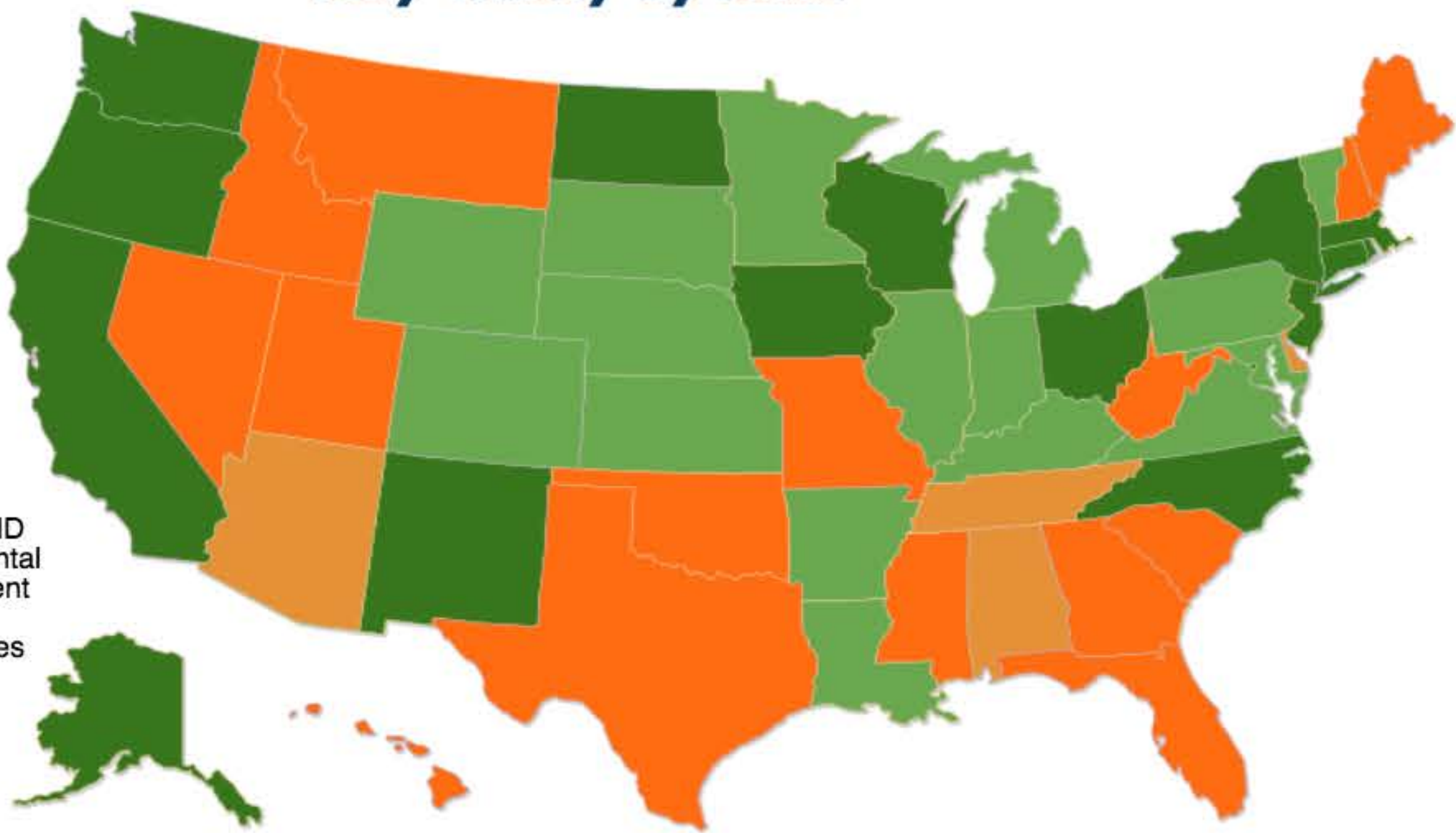
The number of Americans without dental insurance is more than 2.5X the number without medical insurance.*

Note: Each figure represents 9.7 million people (2012)



Uninsured Dental Uninsured Medical

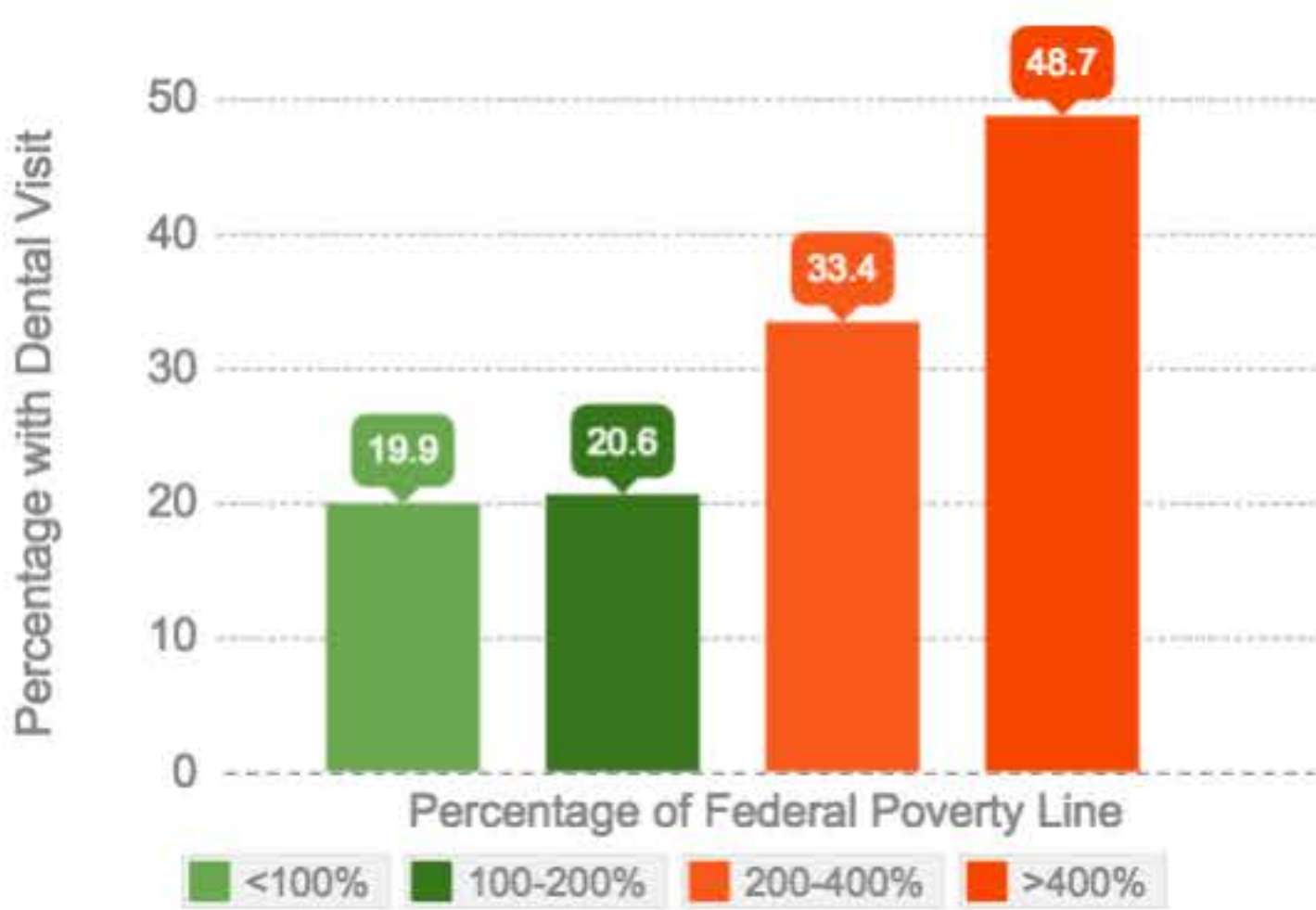
Adult Medicaid dental benefits vary widely by state**



None (4) Emergency Only (15) Limited (17) Extensive (15)

Note: ID, MT & ND offer different dental benefits to different categories of Medicaid enrollees

Low income adults are 2X as likely to go without an annual dental check-up than those with a higher income. ****



Between 2006-2009 ER visits for preventable dental conditions increased by 16%.***



ER dental visits cost the healthcare system up to \$2.1 billion a year. (2010)*****



* "Who has dental benefits?" National Association of Dental Plans, accessed January 8, 2015, http://www.nadp.org/Dental_Benefits_Basics/Dental_BB_1.aspx

**Center for Health Care Strategies "Medicaid Adult Dental Benefits: An Overview." (2015). http://www.chcs.org/media/Adult-Oral-Health-Fact-Sheet_21915.pdf

Emergency Only: Relief of pain under defined emergency situations.
Limited: Fewer than 100 dental procedures covered; annual benefit cap of less than \$1,000.
Extensive: More than 100 dental procedures covered; annual benefit cap of \$1,000 or more.

*** The Pew Charitable Trusts. A Costly Dental Destination: Hospital Care Means States Pay Dearly. [Washington, DC: The Pew Charitable Trusts, 2012.]

****Kaymar Nasseh and Marko Vujcic. Dental Care Utilization Rate Highest Ever Among Children, Continues to Decline Among Adults. [Chicago, IL: American Dental Association Health Policy Institute, 2014.]

*****Thomas Wall and Kamyar Nasseh. Dental-Related Emergency Department Visits on the increase in the United States[Chicago, IL: American Dental Association Health Policy Institute, 2013.]

powered by



Sources: